

Results by categories

Women Teens T1 -44kg

Pl.	Lifter / BY / BW / Lot	Nation	1	2	3	4R	Total	GB+F/MCr	Prognose	
1.	TOMILOV Elizabet / 2003 / 38,5 / 170	<input type="checkbox"/> Israel	30,0	32,5	-35,0		32,5	43,67	32,5	43,67

Women Teens T1 -52kg

Pl.	Lifter / BY / BW / Lot	Nation	1	2	3	4R	Total	GB+F/MCr	Prognose	
-.	DLUZHNEVSKAIA Vladislava / 2000 / 52,0 / 131	<input type="checkbox"/> Russia	-80,0	-80,0	-80,0		0,0	0,00	0,0	0,00

Women Teens T1 -75kg

Pl.	Lifter / BY / BW / Lot	Nation	1	2	3	4R	Total	GB+F/MCr	Prognose	
1.	NAUMOVA Mariana / 1999 / 72,6 / 38	<input type="checkbox"/> Russia	100,0 ^{WR}	110,0 ^{WR}	-115,0		110,0^{WR}	94,02	110,0 ^{WR}	94,02

Women Juniors -67.5kg

Pl.	Lifter / BY / BW / Lot	Nation	1	2	3	4R	Total	GB+F/MCr	Prognose	
1.	TIMONEN Janica / 1990 / 66,4 / 175	<input type="checkbox"/> Finland	70,0	75,0	-77,5		75,0	68,35	75,0	68,35

Women Juniors -90kg

Pl.	Lifter / BY / BW / Lot	Nation	1	2	3	4R	Total	GB+F/MCr	Prognose	
1.	MCCLOSKEY Anna / 1993 / 86,5 / 17	<input type="checkbox"/> United States	85,0	-92,5	-92,5		85,0	64,98	85,0 ^{WR}	64,98

Women -52kg

Pl.	Lifter / BY / BW / Lot	Nation	1	2	3	4R	Total	GB+F/MCr	Prognose	
1.	SCHOPF Dora / 1974 / 50,8 / 141	<input type="checkbox"/> Hungary	70,0	75,0 ^{WR}	77,5 ^{WR}	-80,0	77,5^{WR}	87,44	77,5 ^{WR}	87,44
2.	KAISER Szilvia / 1982 / 51,9 / 178	<input type="checkbox"/> Hungary	47,5	-52,5	52,5		52,5	58,24	52,5	58,24

Women -56kg

Pl.	Lifter / BY / BW / Lot	Nation	1	2	3	4R	Total	GB+F/MCr	Prognose	
1.	PUZYRENKO Ekaterina / 1976 / 55,7 / 41	<input type="checkbox"/> Russia	85,0	-90,0	-90,0		85,0	89,11	85,0	89,11
2.	ZORINA Natalia / 1970 / 54,6 / 116	<input type="checkbox"/> Russia	65,0	-70,0	-70,0		65,0	69,24	65,0	69,24

Women -60kg

Pl.	Lifter / BY / BW / Lot	Nation	1	2	3	4R	Total	GB+F/MCr	Prognose	
1.	GVOZDEVA Larisa / 1965 / 60,0 / 91	<input type="checkbox"/> Russia	100,0	105,0	-107,5		105,0	103,70	105,0	103,70
2.	TIMOSHINA Mariya / 1984 / 58,9 / 140	<input type="checkbox"/> Kazakhstan	85,0	90,0	95,0		95,0	95,23	95,0	95,23
3.	MANSIKKAVIITA Merja / 1962 / 58,9 / 49	<input type="checkbox"/> Finland	87,5	90,0	93,5		93,5	93,72	93,5	93,72
4.	TUMURAU Davaa / 1980 / 59,1 / 31	<input type="checkbox"/> Mongolia	65,0	70,0	-75,0		70,0	69,98	70,0	69,98
-.	ARAKELOVA Alina / 1981 / 58,7 / 124	<input type="checkbox"/> Russia	-40,0	-40,0	-40,0		0,0	0,00	0,0	0,00

Women -67.5kg

Pl.	Lifter / BY / BW / Lot	Nation	1	2	3	4R	Total	GB+F/MCr	Prognose	
1.	KRENN Dariya / 1975 / 64,7 / 119	<input type="checkbox"/> Russia	-110,0	110,0	115,0		115,0	106,95	115,0	106,95
2.	ZANKL Lolita / 1959 / 67,5 / 145	<input type="checkbox"/> Germany	97,5	105,0	-107,5		105,0	94,49	105,0	94,49
3.	YASTREBOVA Mariya / 1988 / 64,5 / 48	<input type="checkbox"/> Kazakhstan	80,0	85,0	-90,0		85,0	79,25	85,0	79,25
4.	MALTSEVA Ljubov / 1976 / 65,1 / 130	<input type="checkbox"/> Russia	85,0	-90,0	-97,5		85,0	78,67	85,0	78,67
5.	KUZNETCOVA Liliia / 1988 / 66,7 / 92	<input type="checkbox"/> Russia	42,5	45,0	-50,0		45,0	40,86	45,0	40,86
-.	INGMAN Corrine / 1988 / 66,5 / 138	<input type="checkbox"/> United Kingdom	-105,0	-105,0	-105,0		0,0	0,00	0,0	0,00

Women -75kg

Pl.	Lifter / BY / BW / Lot	Nation	1	2	3	4R	Total	GB+F/MCr	Prognose	
1.	GRISHECHKINA Maria / 1983 / 74,2 / 103	<input type="checkbox"/> Russia	105,0	115,0	-120,0		115,0	96,85	115,0	96,85
2.	DARKHANBAUTAR Ichinnorau / 1989 / 74,9 / 10	<input type="checkbox"/> Mongolia	107,5	112,5	-117,5		112,5	94,15	112,5	94,15
3.	NAUMOVA Mariana / 1999 / 72,6 / 38	<input type="checkbox"/> Russia	100,0	110,0	-115,0		110,0	94,02	110,0	94,02
4.	PLATEL Sandrine / 1974 / 74,2 / 42	<input type="checkbox"/> France	85,0	90,0	-95,0		90,0	75,79	90,0	75,79
5.	TOMIČ Jelena / 1986 / 71,1 / 128	<input type="checkbox"/> Serbia	70,0	77,5	-80,0		77,5	67,19	77,5	67,19

Women -82.5kg

Pl.	Lifter / BY / BW / Lot	Nation	1	2	3	4R	Total	GB+F/MCr	Prognose	
1.	ANNA Turaeva / 1978 / 82,4 / 99	<input type="checkbox"/> Russia	125,0	132,5	137,5	142,0 ^{WR}	137,5	108,23	137,5	108,23
2.	KOGADEEVA Daria / 1978 / 80,3 / 61	<input type="checkbox"/> Russia	120,0	125,0	130,0		130,0	103,98	130,0	103,98

Women -90kg

Pl.	Lifter / BY / BW / Lot	Nation	1	2	3	4R	Total	GB+F/MCr	Prognose	
1.	MCCLOSKEY Anna / 1993 / 86,5 / 17	<input type="checkbox"/> United States	85,0	-92,5	-92,5		85,0	64,98	85,0	64,98
2.	COSTIN-FURY Cindy / 1982 / 88,0 / 117	<input type="checkbox"/> Canada	67,5	-75,0	-75,0		67,5	51,09	67,5	51,09

Women +90kg

Pl.	Lifter / BY / BW / Lot	Nation	1	2	3	4R	Total	GB+F/MCr	Prognose	
1.	RESKE Kristy / 1977 / 123,2 / 183	<input type="checkbox"/> United States	125,0	137,5	141,0 ^{WR}	142,0 ^{WR}	141,0 ^{WR}	95,02	141,0 ^{WR}	95,02

Women M1 -52kg

Pl.	Lifter / BY / BW / Lot	Nation	1	2	3	4R	Total	GB+F/MCr	Prognose	
1.	KLOCHKOVA Svitlana / 1968 / 50,9 / 67	<input type="checkbox"/> Ukraine	-37,5	-37,5	37,5		37,5	42,24	37,5	42,24

Women M1 -56kg

Pl.	Lifter / BY / BW / Lot	Nation	1	2	3	4R	Total	GB+F/MCr	Prognose	
1.	ZORINA Natalia / 1970 / 54,6 / 116	<input type="checkbox"/> Russia	65,0	-70,0	-70,0		65,0	69,24	65,0	69,24

Women M1 -82.5kg

Pl.	Lifter / BY / BW / Lot	Nation	1	2	3	4R	Total	GB+F/MCr	Prognose	
1.	ÓVÁRI Marianna / 1973 / 75,3 / 149	<input type="checkbox"/> Hungary	115,0 ^{WR}	-122,5	-122,5		115,0 ^{WR}	95,90	115,0 ^{WR}	95,90

Women M2 -56kg

Pl.	Lifter / BY / BW / Lot	Nation	1	2	3	4R	Total	GB+F/MCr	Prognose	
1.	KIVORKOVA Svetlana / 1967 / 55,6 / 196	<input type="checkbox"/> Russia	40,0	45,0	-55,0		45,0	47,25	45,0	47,25

Women M2 -75kg

Pl.	Lifter / BY / BW / Lot	Nation	1	2	3	4R	Total	GB+F/MCr	Prognose	
1.	SINACHEVA Svetlana / 1966 / 73,4 / 106	<input type="checkbox"/> Russia	102,5	107,5	-110,0		107,5	91,20	107,5	91,20

Women M3 -60kg

Pl.	Lifter / BY / BW / Lot	Nation	1	2	3	4R	Total	GB+F/MCr	Prognose	
1.	MANSIKKAVIITA Merja / 1962 / 58,9 / 49	<input type="checkbox"/> Finland	87,5	90,0	93,5 ^{WR}	94,5 ^{WR}	93,5 ^{WR}	93,72	93,5 ^{WR}	93,72

Women M3 -67,5kg

Pl.	Lifter / BY / BW / Lot	Nation	1	2	3	4R	Total	GB+F/MCr	Prognose	
1.	ZANKL Lolita / 1959 / 67,5 / 145	<input type="checkbox"/> Germany	97,5	102,5 ^{WR}	105,0 ^{WR}		105,0 ^{WR}	94,49	105,0 ^{WR}	94,49

Women M5 -75kg

Pl.	Lifter / BY / BW / Lot	Nation	1	2	3	4R	Total	GB+F/MCr	Prognose	
1.	EULENSTEIN Ursula / 1949 / 73,4 / 165	<input type="checkbox"/> Germany	67,5 ^{WR}	70,0 ^{WR}	72,5 ^{WR}		72,5 ^{WR}	61,51	72,5 ^{WR}	61,51

Women M6 -44kg

Pl.	Lifter / BY / BW / Lot	Nation	1	2	3	4R	Total	GB+F/MCr	Prognose	
1.	WATSON Leslie / 1948 / 43,6 / 70	<input type="checkbox"/> United Kingdom	57,5	-60,0	-60,0		57,5	72,81	57,5	72,81

Women M6 -67.5kg

Pl.	Lifter / BY / BW / Lot	Nation	1	2	3	4R	Total	GB+F/MCr	Prognose	
1.	HERRMANN Nelly / 1944 / 66,7 / 50	<input type="checkbox"/> Switzerland	52,5	55,0	-57,5		55,0	49,94	55,0	49,94

Teens T1 -82.5kg

Pl.	Lifter / BY / BW / Lot	Nation	1	2	3	4R	Total	GB+F/MCr	Prognose	
1.	SHAROYKO Kirilo / 1998 / 79,3 / 65	<input type="checkbox"/> Ukraine	85,0	-95,0	-95,0		85,0	56,25	85,0	56,25

Teens T1 -100kg

Pl.	Lifter / BY / BW / Lot	Nation	1	2	3	4R	Total	GB+F/MCr	Prognose	
1.	SWANSON Dominic / 1998 / 99,0 / 71	<input type="checkbox"/> United States	117,5	120,0 ^{WR}	125,0 ^{WR}	-127,5	125,0 ^{WR}	72,98	125,0 ^{WR}	72,98

Teens T2 -56kg

Pl.	Lifter / BY / BW / Lot	Nation	1	2	3	4R	Total	GB+F/MCr	Prognose	
1.	HERÁK Marek / 1995 / 54,9 / 94	<input type="checkbox"/> Slovakia	100,0	105,0 ^{WR}	107,5 ^{WR}		107,5 ^{WR}	97,96	107,5 ^{WR}	97,96

Teens T2 -67.5kg

Pl.	Lifter / BY / BW / Lot	Nation	1	2	3	4R	Total	GB+F/MCr	Prognose	
1.	VIGH Julian / 1997 / 63,7 / 43	<input type="checkbox"/> Switzerland	92,5	97,5	-105,0		97,5	76,77	97,5	76,77

Teens T2 -75kg

Pl.	Lifter / BY / BW / Lot	Nation	1	2	3	4R	Total	GB+F/MCr	Prognose	
1.	ADAMOVI Miroslav / 1997 / 72,4 / 132	<input type="checkbox"/> Slovakia	120,0	127,5	132,5		132,5	93,69	132,5	93,69

Teens T2 -82.5kg

Pl.	Lifter / BY / BW / Lot	Nation	1	2	3	4R	Total	GB+F/MCr	Prognose	
1.	ČUPKA Lukáš / 1997 / 78,9 / 86	<input type="checkbox"/> Slovakia	110,0	115,0	117,5		117,5	78,03	117,5	78,03
2.	OROSZ Ján / 1996 / 78,1 / 98	<input type="checkbox"/> Slovakia	95,0	100,0	-105,0		100,0	66,88	100,0	66,88

Teens T2 -90kg

Pl.	Lifter / BY / BW / Lot	Nation	1	2	3	4R	Total	GB+F/MCr	Prognose	
1.	GABUEV Andrey / 1996 / 87,9 / 74	<input type="checkbox"/> Russia	100,0	110,0	-115,0		110,0	68,21	110,0	68,21

Teens T2 -100kg

Pl.	Lifter / BY / BW / Lot	Nation	1	2	3	4R	Total	GB+F/MCr	Prognose	
1.	SCHINDECKER Sebastian / 1996 / 95,0 / 1	<input type="checkbox"/> Germany	-130,0	130,0	-140,0		130,0	77,34	130,0	77,34

Teens T3 -60kg

Pl.	Lifter / BY / BW / Lot	Nation	1	2	3	4R	Total	GB+F/MCr	Prognose	
1.	VADKERTI Marek / 1995 / 57,1 / 156	<input type="checkbox"/> Slovakia	85,0	90,0	95,0		95,0	83,12	95,0	83,12

Teens T3 -82.5kg

Pl.	Lifter / BY / BW / Lot	Nation	1	2	3	4R	Total	GB+F/MCr	Prognose	
1.	KOVÁČ Gabriel / 1995 / 80,8 / 28	<input type="checkbox"/> Slovakia	170,0	175,0 ^{WR}	180,0 ^{WR}	-185,0	180,0 ^{WR}	117,62	180,0 ^{WR}	117,62
2.	CARREIRA Rui / 1994 / 81,9 / 195	<input type="checkbox"/> Portugal	160,0	-172,5	-177,5		160,0	107,77	160,0 ^{WR}	107,77

Juniors -82.5kg

Pl.	Lifter / BY / BW / Lot	Nation	1	2	3	4R	Total	GB+F/MCr	Prognose	
1.	SCHEEL Gerrit / 1991 / 82,0 / 113	<input type="checkbox"/> Germany	157,5	162,5	170,0		170,0	110,02	170,0	110,02
2.	KAZAKOV Dmitry / 1990 / 80,4 / 62	<input type="checkbox"/> Russia	155,0	-160,0	162,5		162,5	106,54	162,5	106,54
3.	MONENEN Tuomas / 1990 / 81,6 / 155	<input type="checkbox"/> Finland	155,0	162,5	-170,0		162,5	105,50	162,5	105,50
-.	KERIGUY Aaron / 1991 / 78,4 / 161	<input type="checkbox"/> France	-142,5	-142,5	-142,5		0,0	0,00	0,0	0,00

Juniors -90kg

Pl.	Lifter / BY / BW / Lot	Nation	1	2	3	4R	Total	GB+F/MCr	Prognose	
1.	RENTSENSEDEV Shineboyar / 1992 / 89,4 / 114	<input type="checkbox"/> Mongolia	150,0	162,5	-175,0		162,5	99,80	162,5	99,80
2.	KALENSKÝ Tomáš / 1992 / 89,3 / 44	<input type="checkbox"/> Czech republic	132,5	140,0	-147,5		140,0	86,04	140,0	86,04

Juniors -100kg

Pl.	Lifter / BY / BW / Lot	Nation	1	2	3	4R	Total	GB+F/MCr	Prognose	
1.	MÉSZÁROS Dávid / 1993 / 99,4 / 190	<input type="checkbox"/> Hungary	195,0	205,0	212,5		212,5	123,85	212,5	123,85
2.	SOBOLEVS Konstantins / 1990 / 99,6 / 150	<input type="checkbox"/> Latvia	185,0	-190,0	-190,0		185,0	107,73	185,0	107,73
3.	BRNA Marek / 1993 / 97,9 / 23	<input type="checkbox"/> Slovakia	170,0	180,0	182,5		182,5	107,06	182,5	107,06
4.	PEŠKA Josef / 1990 / 97,9 / 111	<input type="checkbox"/> Czech republic	170,0	175,0	-182,5		175,0	102,66	175,0	102,66

Juniors -110kg

Pl.	Lifter / BY / BW / Lot	Nation	1	2	3	4R	Total	GB+F/MCr	Prognose	
1.	KINDZULIS Reinis / 1992 / 103,2 / 101	<input type="checkbox"/> Latvia	220,0	234,5 ^{WR}	#		234,5 ^{WR}	134,65	234,5 ^{WR}	134,65
2.	VÁCZI Norbert / 1990 / 105,3 / 174	<input type="checkbox"/> Hungary	195,0	200,0	202,5		202,5	115,45	202,5	115,45
3.	KULEBYAKIN Ruslan / 1991 / 106,3 / 63	<input type="checkbox"/> Russia	160,0	170,0	175,0		175,0	99,45	175,0	99,45

Juniors -125kg

Pl.	Lifter / BY / BW / Lot	Nation	1	2	3	4R	Total	GB+F/MCr	Prognose	
1.	MIMA Viktor / 1991 / 122,8 / 104	<input type="checkbox"/> Ukraine	180,0	190,0	-200,0		190,0	104,12	190,0	104,12
2.	HAUGAS Sten / 1990 / 125,0 / 125	<input type="checkbox"/> Estonia	180,0	-190,0	-200,0		180,0	98,17	180,0	98,17

Men -52kg

Pl.	Lifter / BY / BW / Lot	Nation	1	2	3	4R	Total	GB+F/MCr	Prognose	
1.	TUNKEL Nándor / 1988 / 43,6 / 118	<input type="checkbox"/> Hungary	130,0	138,5 ^{WR}	140,0 ^{WR}		140,0^{WR}	166,38	140,0^{WR}	166,38

Men -60kg

Pl.	Lifter / BY / BW / Lot	Nation	1	2	3	4R	Total	GB+F/MCr	Prognose	
1.	KIM Andrey / 1986 / 59,8 / 197	<input type="checkbox"/> Kazakhstan	135,0	-142,5	-142,5		135,0	112,80	135,0^{WR}	112,80
2.	BOROVSKYI Rostyslav / 1986 / 60,0 / 169	<input type="checkbox"/> Ukraine	105,0	110,0	-115,0		110,0	91,61	110,0	91,61

Men -67,5kg Special

Pl.	Lifter / BY / BW / Lot	Nation	1	2	3	4R	Total	GB+F/MCr	Prognose	
1.	HERZOG Philippe / 1961 / 65,7 / 37	<input type="checkbox"/> Switzerland	145,0	150,0	155,0		155,0	118,73	155,0	118,73

Men -67.5kg

Pl.	Lifter / BY / BW / Lot	Nation	1	2	3	4R	Total	GB+F/MCr	Prognose	
1.	MAROCHKO Stanislav / 1981 / 67,1 / 150	<input type="checkbox"/> Ukraine	130,0	137,5	-142,5		137,5	103,43	137,5	103,43
2.	KAISER Krisztián / 1977 / 67,5 / 6	<input type="checkbox"/> Hungary	125,0 ^{WR}	-135,0	-135,0		125,0^{WR}	93,55	125,0^{WR}	93,55

Men -75kg

Pl.	Lifter / BY / BW / Lot	Nation	1	2	3	4R	Total	GB+F/MCr	Prognose	
1.	MAMMADOV Samir / 1981 / 74,4 / 17	<input type="checkbox"/> Azerbaijan	175,0	185,0	-187,5		185,0	128,14	185,0	128,14
2.	BELOUS Artur / 1985 / 74,1 / 184	<input type="checkbox"/> Russia	170,0	180,0	-187,5		180,0	125,05	180,0	125,05
3.	RABINOVICH Alexandr / 1967 / 73,3 / 133	<input type="checkbox"/> Israel	155,0	162,5	-170,0		162,5	113,82	162,5	113,82
4.	CLAMPARIU Christian / 1985 / 71,3 / 1	<input type="checkbox"/> Austria	-145,0	145,0	147,5		147,5	105,56	147,5	105,56

Men -82.5kg

Pl.	Lifter / BY / BW / Lot	Nation	1	2	3	4R	Total	GB+F/MCr	Prognose	
1.	GEMBICZKI Attila / 1986 / 79,7 / 34	<input type="checkbox"/> Hungary	185,0	190,0	-192,5		190,0	125,31	190,0	125,31
2.	GAFAROV Kamil / 1984 / 82,1 / 185	<input type="checkbox"/> Azerbaijan	190,0	-202,5	-202,5		190,0	122,86	190,0	122,86
3.	SIMÕES Luis / 1981 / 82,4 / 10	<input type="checkbox"/> Portugal	170,0	180,0	-192,5		180,0	116,12	180,0	116,12
4.	BIEZAIS Gatis / 1975 / 81,9 / 89	<input type="checkbox"/> Latvia	170,0	-175,0	-175,0		170,0	110,10	170,0	110,10
5.	MIAMMADOV Jamal / 1991 / 82,0 / 161	<input type="checkbox"/> Azerbaijan	150,0	162,5	#		162,5	105,16	162,5	105,16
6.	GIJSBERTSEN Lucas / 1987 / 77,9 / 106	<input type="checkbox"/> Nederland	160,0	-170,0	-170,0		160,0	107,19	160,0	107,19
7.	CAVANNA David / 1975 / 81,3 / 59	<input type="checkbox"/> France	-160,0	160,0	-170,0		160,0	104,13	160,0	104,13
-.	MISSURIN Grigoriy / 1983 / 81,2 / 74	<input type="checkbox"/> Kazakhstan	-197,5	-197,5	-197,5		0,0	0,00	0,0	0,00
-.	ALKEYEV Yerlan / 1989 / 82,5 / 67	<input type="checkbox"/> Kazakhstan	-200,0	-200,0	-200,0		0,0	0,00	0,0	0,00

Men -90kg

Pl.	Lifter / BY / BW / Lot	Nation	1	2	3	4R	Total	GB+F/MCr	Prognose	
1.	SCHEEL Christoph / 1985 / 89,5 / 122	<input type="checkbox"/> Germany	200,0	-210,0	212,5		212,5	130,42	212,5	130,42
2.	JOKINEN Allan / 1981 / 89,9 / 71	<input type="checkbox"/> Finland	-210,0	212,5	-215,0		212,5	130,10	212,5	130,10
3.	KULTASHOV Sergei / 1979 / 87,2 / 113	<input type="checkbox"/> Russia	200,0	-210,0	210,0		210,0	130,83	210,0	130,83
4.	SEDLÁČEK Jakub / 1988 / 84,6 / 45	<input type="checkbox"/> Czech Republic	195,0	205,0	-210,0		205,0	130,06	205,0	130,06
5.	SZYPUŁA Patryk / 1979 / 89,0 / 160	<input type="checkbox"/> Poland	200,0	205,0	-210,0		205,0	126,22	205,0	126,22
6.	ZANKOV Evgeny / 1984 / 90,0 / 140	<input type="checkbox"/> Russia	202,5	-207,5	-207,5		202,5	123,90	202,5	123,90
7.	EIDEMENIS Viesturs / 1980 / 88,5 / 90	<input type="checkbox"/> Latvia	195,0	-200,0	-200,0		195,0	120,45	195,0	120,45
8.	LEIVISKÄ Rami / 1978 / 88,4 / 114	<input type="checkbox"/> Finland	190,0	-200,0	-200,0		190,0	117,44	190,0	117,44
9.	PEREDERYI Dmitro / 1980 / 89,8 / 7	<input type="checkbox"/> Ukraine	-185,0	-185,0	185,0		185,0	113,33	185,0	113,33
10.	MAMMADOV Gunduz / 1983 / 89,5 / 63	<input type="checkbox"/> Azerbaijan	180,0	-202,5	#		180,0	110,48	180,0	110,48
11.	FEDOROV Alaxander / 1968 / 89,8 / 43	<input type="checkbox"/> Russia	175,0	-185,0	-185,0		175,0	107,21	175,0	107,21
12.	DIAS Deoliveria Rúben Emanuel / 1981 / 89,8 / 81	<input type="checkbox"/> Portugal	-160,0	-172,5	172,5		172,5	105,67	172,5	105,67
13.	MIKEŠ Karel / 1976 / 89,9 / 148	<input type="checkbox"/> Czech Republic	145,0	-150,0	-155,0		145,0	88,78	145,0	88,78

Men -100kg

Pl.	Lifter / BY / BW / Lot	Nation	1	2	3	4R	Total	GB+F/MCr	Prognose	
1.	BAZYLEVYCH Oleg / 1982 / 96,6 / 175	<input type="checkbox"/> Ukraine	225,0	235,0	252,5	-256,0	252,5	149,03	252,5	149,03
2.	PINHEIRO Florindo / 1973 / 97,2 / 86	<input type="checkbox"/> Portugal	235,0	240,0	-253,0		240,0	141,25	240,0^{WR}	141,25
3.	HETYÉSI Zsolt / 1985 / 99,5 / 143	<input type="checkbox"/> Hungary	232,5	-237,5	-242,5		232,5	135,44	232,5	135,44
4.	SERGEEV Igor / 1966 / 97,9 / 47	<input type="checkbox"/> Russia	215,0	225,0	230,0	-233,0	230,0	134,93	230,0	134,93
5.	DIDOVYK Sergii / 1978 / 98,3 / 135	<input type="checkbox"/> Ukraine	210,0	-215,0	#		210,0	122,98	210,0	122,98
6.	STELLMACH Mario / 1979 / 96,7 / 157	<input type="checkbox"/> Germany	-200,0	200,0	-212,5		200,0	117,99	200,0	117,99
7.	SOLNTCEV Ivan / 1974 / 97,9 / 149	<input type="checkbox"/> Russia	-200,0	200,0	-205,0		200,0	117,33	200,0	117,33
8.	MACEÁŠIK Petr / 1975 / 99,8 / 3	<input type="checkbox"/> Czech Republic	200,0	-210,0	-210,0		200,0	116,36	200,0	116,36
9.	GOGOLEV Andrey / 1987 / 99,0 / 155	<input type="checkbox"/> Russia	-187,5	-195,0	195,0		195,0	113,84	195,0	113,84
10.	TOPLEY Gary / 1984 / 95,9 / 126	<input type="checkbox"/> United Kingdom	170,0	180,0	-190,0		180,0	106,61	180,0	106,61
11.	GAVRILOV Gavriilo / 1985 / 97,8 / 64	<input type="checkbox"/> Serbia	180,0	-200,0	#		180,0	105,65	180,0	105,65
-.	BEREK Gábor / 1987 / 97,3 / 172	<input type="checkbox"/> Hungary	-230,0	-232,5	-237,5		0,0	0,00	0,0	0,00

Men -110kg

Pl.	Lifter / BY / BW / Lot	Nation	1	2	3	4R	Total	GB+F/MCr	Prognose	
1.	REJEK Artur / 1972 / 107,9 / 16	<input type="checkbox"/> Poland	230,0	235,0	237,5	-242,5	237,5	134,34	237,5	134,34
2.	SAZONOV Andrey / 1980 / 104,3 / 62	<input type="checkbox"/> Kazakhstan	212,5	-225,0	235,0		235,0	134,42	235,0	134,42
3.	OLÁH Ákos / 1989 / 101,2 / 183	<input type="checkbox"/> Hungary	225,0	232,5	-237,5		232,5	134,50	232,5	134,50
4.	POLUTIN Serhii / 1975 / 104,2 / 167	<input type="checkbox"/> Ukraine	-225,0	232,5	-237,5		232,5	133,04	232,5	133,04
5.	SOLOVYOV Oleksii / 1975 / 105,6 / 55	<input type="checkbox"/> Ukraine	222,5	232,5	-237,5		232,5	132,42	232,5	132,42
6.	BŁACHOWIAK Grzegorz / 1982 / 106,4 / 191	<input type="checkbox"/> Poland	-230,0	230,0	-247,5		230,0	130,66	230,0	130,66
7.	REDKIN Pavel / 1985 / 109,0 / 77	<input type="checkbox"/> Russia	215,0	-225,0	-225,0		215,0	121,25	215,0	121,25
8.	MANTSEROV Alexander / 1983 / 109,5 / 193	<input type="checkbox"/> Russia	210,0	-220,0	-220,0		210,0	118,27	210,0	118,27
9.	HIRSCHMANN Oliver / 1980 / 105,2 / 108	<input type="checkbox"/> Germany	200,0	-210,0	-210,0		200,0	114,06	200,0	114,06
-.	DRESSLER Jindřich / 1977 / 108,2 / 88	<input type="checkbox"/> Czech Republic	-210,0	-210,0	-220,0		0,0	0,00	0,0	0,00
-.	TENETKO Dmitry / 1975 / 109,2 / 180	<input type="checkbox"/> Russia	-245,0	-245,0	-245,0		0,0	0,00	0,0	0,00

Men -125kg

Pl.	Lifter / BY / BW / Lot	Nation	1	2	3	4R	Total	GB+F/MCr	Prognose	
1.	KOLACHEV Stanislav / 1987 / 117,9 / 192	<input type="checkbox"/> Russia	-245,0	245,0	-250,0		245,0	135,52	245,0	135,52
2.	DRAHER John / 1976 / 119,6 / 65	<input type="checkbox"/> United States	227,5	232,5	-247,5		232,5	128,20	232,5	128,20
3.	BOYKOV Nikolay / 1969 / 120,1 / 138	<input type="checkbox"/> Russia	220,0	225,0	230,0		230,0	126,70	230,0	126,70
4.	GOLUBEV Vladimir / 1986 / 119,9 / 103	<input type="checkbox"/> Kazakhstan	215,0	225,0	-235,0		225,0	123,99	225,0	123,99
5.	VORONIN Dmitro / 1980 / 124,1 / 28	<input type="checkbox"/> Ukraine	205,0	-217,5	217,5		217,5	118,86	217,5	118,86
6.	KERECSENYI Péter / 1979 / 116,3 / 72	<input type="checkbox"/> Hungary	202,5	210,0	-217,5		210,0	116,50	210,0	116,50
7.	KUTSYI Pavlo / 1974 / 114,1 / 83	<input type="checkbox"/> Ukraine	-200,0	-200,0	200,0		200,0	111,45	200,0	111,45
8.	DUPIRE Mickael / 1974 / 118,1 / 40	<input type="checkbox"/> France	200,0	-210,0	-210,0		200,0	110,58	200,0	110,58
9.	KLIMOV Viktor / 1975 / 113,2 / 105	<input type="checkbox"/> Russia	190,0	-197,5	-200,0		190,0	106,08	190,0	106,08
10.	POL Jeroem / 1986 / 114,4 / 177	<input type="checkbox"/> Nederland	170,0	175,0	-180,0		175,0	97,46	175,0	97,46
-.	RUDI KOV Sergei / 1973 / 115,0 / 200	<input type="checkbox"/> Israel	-210,0	-210,0	#		0,0	0,00	0,0	0,00
-.	NIKOLAEV Michail / 1961 / 122,7 / 124	<input type="checkbox"/> Russia	-220,0	-220,0	-220,0		0,0	0,00	0,0	0,00
-.	BABAKOV Yury / 1979 / 123,4 / 146	<input type="checkbox"/> Russia	-210,0	-210,0	-210,0		0,0	0,00	0,0	0,00

Men -140kg

Pl.	Lifter / BY / BW / Lot	Nation	1	2	3	4R	Total	GB+F/MCr	Prognose	
1.	MÉSZÁROS László / 1968 / 128,4 / 125	<input type="checkbox"/> Hungary	280,0	290,0	303,0 ^{WR}		303,0^{WR}	164,20	303,0^{WR}	164,20
2.	ŠVEHLA Adam / 1981 / 134,3 / 202	<input type="checkbox"/> Czech Republic	220,0	-225,0	-225,0		220,0	117,95	220,0	117,95
-.	FURY Paul / 1976 / 136,5 / 158	<input type="checkbox"/> Canada	-230,0	-230,0	#		0,0	0,00	0,0	0,00

Men +140kg

Pl.	Lifter / BY / BW / Lot	Nation	1	2	3	4R	Total	GB+F/MCr	Prognose	
1.	MURNIEKS Andrejs / 1980 / 144,7 / 139	<input type="checkbox"/> Latvia	280,0	-290,0	-290,0		280,0	147,63	280,0	147,63
2.	RADE Savic / 1984 / 150,5 / 70	<input type="checkbox"/> Serbia	280,0	-285,0	-285,0		280,0	146,38	280,0	146,38
3.	ERLANDSON Rikard / 1977 / 153,9 / 144	<input type="checkbox"/> Sweden	230,0	-240,0	240,0		240,0	124,85	240,0	124,85
4.	BONDORENKO Denis / 1976 / 143,9 / 171	<input type="checkbox"/> Israel	212,5	220,0	230,0		230,0	121,42	230,0	121,42
5.	RUBTSOV Sergey / 1964 / 170,5 / 41	<input type="checkbox"/> Kazakhstan	175,0	#	#		175,0	89,04	175,0	89,04

Men M1 -75kg

Pl.	Lifter / BY / BW / Lot	Nation	1	2	3	4R	Total	GB+F/MCr	Prognose	
1.	SKREBELS Aigars / 1971 / 74,4 / 14	<input type="checkbox"/> Latvia	135,0	145,0	#		145,0	100,43	145,0	100,43

Men M1 -82.5kg

Pl.	Lifter / BY / BW / Lot	Nation	1	2	3	4R	Total	GB+F/MCr	Prognose	
1.	KOSHKIN Sergey / 1971 / 81,6 / 61	<input type="checkbox"/> Russia	218,5 ^{WR}	222,5 ^{WR}	-227,5		222,5^{WR}	144,46	222,5^{WR}	144,46
2.	PERROUD David / 1969 / 81,5 / 27	<input type="checkbox"/> France	-120,0	-120,0	120,0		120,0	77,97	120,0	77,97

Men M1 -90kg

Pl.	Lifter / BY / BW / Lot	Nation	1	2	3	4R	Total	GB+F/MCr	Prognose	
1.	LAPIN Kostantin / 1973 / 89,6 / 29	<input type="checkbox"/> Kazakhstan	170,0	180,0	-185,0		180,0	110,40	180,0	110,40
2.	MAHSUMOVVS Sergejs / 1970 / 90,0 / 45	<input type="checkbox"/> Latvia	160,0	-170,0	170,0		170,0	104,01	170,0	104,01
3.	KHISHIGTOGTOKH Baatarjav / 1971 / 86,4 / 189	<input type="checkbox"/> Mongolia	150,0	-157,5	-157,5		150,0	93,95	150,0	93,95
4.	KALINICHEV Vladislav / 1970 / 87,6 / 147	<input type="checkbox"/> Russia	-145,0	-145,0	147,5		147,5	91,65	147,5	91,65
5.	MAGMADORJ Erdemebayar / 1968 / 85,3 / 19	<input type="checkbox"/> Mongolia	130,0	142,5	-147,5		142,5	89,95	142,5	89,95

Men M1 -100kg

Pl.	Lifter / BY / BW / Lot	Nation	1	2	3	4R	Total	GB+F/MCr	Prognose	
1.	BERMAN Iakov / 1972 / 99,9 / 153	<input type="checkbox"/> Russia	190,0	200,0	-205,0		200,0	116,31	200,0	116,31
2.	KLACSO Imrich / 1970 / 98,0 / 36	<input type="checkbox"/> Slovakia	-185,0	185,0	-200,0		185,0	108,47	185,0	108,47
3.	JARNETIN Philippe / 1972 / 98,6 / 30	<input type="checkbox"/> France	165,0	172,5	175,0		175,0	102,34	175,0	102,34
-.	SOSORBARAM Jargalsaikhan / 1970 / 95,1 / 69	<input type="checkbox"/> Mongolia	#	#	#		0,0	0,00	0,0	0,00

Men M1 -110kg

Pl.	Lifter / BY / BW / Lot	Nation	1	2	3	4R	Total	GB+F/MCr	Prognose	
1.	REJEK Artur / 1972 / 107,9 / 16	<input type="checkbox"/> Poland	230,0	235,0	237,5	-242,5	237,5	134,34	237,5	134,34
2.	VARAKSIN Vladimir / 1972 / 107,7 / 131	<input type="checkbox"/> Russia	162,5	167,5	175,0		175,0	99,04	175,0	99,04

Men M1 -125kg

Pl.	Lifter / BY / BW / Lot	Nation	1	2	3	4R	Total	GB+F/MCr	Prognose	
1.	BOYKOV Nikolay / 1969 / 120,1 / 138	<input type="checkbox"/> Russia	220,0	225,0	230,0		230,0	126,70	230,0	126,70
2.	BUBNOV DMITRY / 1973 / 120,2 / 50	<input type="checkbox"/> Russia	215,0	225,0	230,0		230,0	126,67	230,0	126,67
3.	DAUGAVETS Mariks / 1971 / 122,6 / 191	<input type="checkbox"/> Latvia	220,0	227,5	-232,5		227,5	124,72	227,5	124,72
4.	ZAKHAROV Yuriy / 1972 / 124,8 / 173	<input type="checkbox"/> Kazakhstan	205,0	212,5	217,5		217,5	118,68	217,5	118,68
5.	RUDI KOV Sergei / 1973 / 115,0 / 200	<input type="checkbox"/> Israel	195,0	205,0	-212,5		205,0	114,03	205,0	114,03
6.	HUBAY Jan / 1971 / 119,9 / 127	<input type="checkbox"/> Slovakia	150,0	-160,0	160,0		160,0	88,17	160,0	88,17

Men M1 -140kg

Pl.	Lifter / BY / BW / Lot	Nation	1	2	3	4R	Total	GB+F/MCr	Prognose	
1.	SUSZTAY Erik / 1972 / 128,2 / 99	<input type="checkbox"/> Slovakia	-207,5	215,0	222,5		222,5	120,62	222,5	120,62
2.	POBER Igor / 1968 / 132,8 / 73	<input type="checkbox"/> Ukraine	-220,0	-220,0	220,0		220,0	118,27	220,0	118,27
3.	BRAZH KIN Alexey / 1971 / 131,0 / 32	<input type="checkbox"/> Russia	165,0	180,0	-190,0		180,0	97,08	180,0	97,08

Men M1 +140kg

Pl.	Lifter / BY / BW / Lot	Nation	1	2	3	4R	Total	GB+F/MCr	Prognose	
1.	KOCHMAR Viktor / 1970 / 145,8 / 21	<input type="checkbox"/> Ukraine	215,0	220,0	#		220,0	115,80	220,0	115,80
2.	OZOR Szábo János / 1972 / 150,0 / 115	<input type="checkbox"/> Hungary	185,0	200,0	210,0		210,0	109,87	210,0	109,87
3.	VÍTEK Jan / 1971 / 141,4 / 22	<input type="checkbox"/> Czech Republic	170,0	175,0	180,0		180,0	95,40	180,0	95,40

Men M2 -75kg

Pl.	Lifter / BY / BW / Lot	Nation	1	2	3	4R	Total	GB+F/MCr	Prognose	
1.	RABINOVICH Alexandr / 1967 / 73,3 / 133	<input type="checkbox"/> Israel	155,0 ^{WR}	162,5 ^{WR}	-170,0		162,5 ^{WR}	113,82	162,5 ^{WR}	113,82
2.	CLARO Pedro / 1965 / 74,3 / 132	<input type="checkbox"/> Portugal	120,0	125,0	127,5		127,5	88,40	127,5	88,40
3.	COSTA Pascal / 1967 / 74,6 / 54	<input type="checkbox"/> France	120,0	125,0	-127,5		125,0	86,41	125,0	86,41

Men M2 -82.5kg

Pl.	Lifter / BY / BW / Lot	Nation	1	2	3	4R	Total	GB+F/MCr	Prognose	
1.	KRAUSE Michael / 1968 / 81,9 / 13	<input type="checkbox"/> Canada	177,5	185,0	-193,5		185,0	119,82	185,0 ^{WR}	119,82

Men M2 -90kg

Pl.	Lifter / BY / BW / Lot	Nation	1	2	3	4R	Total	GB+F/MCr	Prognose	
1.	FEDOROV Alexander / 1968 / 89,8 / 43	<input type="checkbox"/> Russia	175,0	-185,0	-185,0		175,0	107,21	175,0	107,21
2.	KUPPER Tilo / 1964 / 87,6 / 101	<input type="checkbox"/> Switzerland	155,0	162,5	-165,0		162,5	100,97	162,5	100,97
3.	MOROZ Igor / 1965 / 84,9 / 110	<input type="checkbox"/> Russia	150,0	-160,0	160,0		160,0	101,30	160,0	101,30

Men M2 -100kg

Pl.	Lifter / BY / BW / Lot	Nation	1	2	3	4R	Total	GB+F/MCr	Prognose	
1.	SERGEEV Igor / 1966 / 97,9 / 47	<input type="checkbox"/> Russia	215,0	225,0	230,0	-233,0	230,0	134,93	230,0	134,93
2.	VINOGRADOVS Sergejs / 1965 / 95,8 / 142	<input type="checkbox"/> Latvia	145,0	150,0	155,0		155,0	91,85	155,0	91,85
3.	BEREZŇÁK Michal / 1963 / 98,2 / 119	<input type="checkbox"/> Slovakia	120,0	-135,0	#		120,0	70,30	120,0	70,30

Men M2 -110kg

Pl.	Lifter / BY / BW / Lot	Nation	1	2	3	4R	Total	GB+F/MCr	Prognose	
1.	BAŽANT Libor / 1964 / 106,7 / 60	<input type="checkbox"/> Czech Republic	155,0	-160,0	-160,0		155,0	87,99	155,0	87,99
2.	SCHRABAUER Karl / 1967 / 106,7 / 20	<input type="checkbox"/> Austria	135,0	-150,0	-155,0		135,0	76,63	135,0	76,63
-.	REPISKÝ Karol / 1964 / 110,0 / 26	<input type="checkbox"/> Slovakia	-160,0	-160,0	-160,0		0,0	0,00	0,0	0,00

Men M2 -125kg

Pl.	Lifter / BY / BW / Lot	Nation	1	2	3	4R	Total	GB+F/MCr	Prognose	
1.	OROSZ Ján / 1964 / 123,6 / 12	<input type="checkbox"/> Slovakia	215,0	-225,0	225,0	-231,5	225,0	123,10	225,0	123,10
2.	MAJURI Timo Juhani / 1967 / 120,0 / 48	<input type="checkbox"/> Estonia	200,0	210,0	220,0	231,0 ^{WR}	220,0	121,21	220,0	121,21
3.	HAAVISTO Billy / 1965 / 120,1 / 164	<input type="checkbox"/> Finland	175,0	190,0	200,0		200,0	110,17	200,0	110,17

Men M2 -140kg

Pl.	Lifter / BY / BW / Lot	Nation	1	2	3	4R	Total	GB+F/MCr	Prognose	
1.	SZABO Peter / 1964 / 125,8 / 109	<input type="checkbox"/> Slovakia	160,0	167,5	-170,0		167,5	91,22	167,5	91,22

Men M2 +140kg

Pl.	Lifter / BY / BW / Lot	Nation	1	2	3	4R	Total	GB+F/MCr	Prognose	
1.	RUBTSOV Sergey / 1964 / 170,5 / 41	<input type="checkbox"/> Kazakhstan	175,0	#	#		175,0	89,04	175,0	89,04

Men M3 -56kg

Pl.	Lifter / BY / BW / Lot	Nation	1	2	3	4R	Total	GB+F/MCr	Prognose	
1.	ROMANYTCHEN Alexiander / 1963 / 55,7 / 69	<input type="checkbox"/> Israel	100,0	105,0	107,5		107,5	96,49	107,5	96,49

Men M3 -67.5kg

Pl.	Lifter / BY / BW / Lot	Nation	1	2	3	4R	Total	GB+F/MCr	Prognose	
1.	HERZOG Philippe / 1961 / 65,7 / 37	<input type="checkbox"/> Switzerland	145,0	150,0 ^{WR}	155,0 ^{WR}		155,0 ^{WR}	118,73	155,0 ^{WR}	118,73
2.	NEFEDOV Anatoly / 1963 / 67,3 / 87	<input type="checkbox"/> Russia	120,0	130,0	140,0		140,0	105,05	140,0	105,05

Men M3 -82.5kg

Pl.	Lifter / BY / BW / Lot	Nation	1	2	3	4R	Total	GB+F/MCr	Prognose	
1.	PATOUT Claude / 1962 / 81,0 / 47	<input type="checkbox"/> France	-160,0	160,0	-165,0		160,0	104,38	160,0	104,38
2.	DOULIEZ Jean / 1959 / 81,5 / 101	<input type="checkbox"/> France	-125,0	125,0	-137,5		125,0	81,22	125,0	81,22
3.	ALDIS Eglitis / 1961 / 81,9 / 117	<input type="checkbox"/> Latvia	-110,0	-110,0	110,0		110,0	71,24	110,0	71,24
4.	AVERBAKH Leonid / 1959 / 81,3 / 24	<input type="checkbox"/> Israel	-100,0	105,0	-110,0		105,0	68,33	105,0	68,33

Men M3 -90kg

Pl.	Lifter / BY / BW / Lot	Nation	1	2	3	4R	Total	GB+F/MCr	Prognose	
1.	PETROV Alexander / 1960 / 89,4 / 111	<input type="checkbox"/> Russia	185,0	200,0	205,0 ^{WR}		205,0 ^{WR}	125,90	205,0 ^{WR}	125,90

Men M3 -100kg

Pl.	Lifter / BY / BW / Lot	Nation	1	2	3	4R	Total	GB+F/MCr	Prognose	
1.	LEBLANC Pascal / 1963 / 95,8 / 100	<input type="checkbox"/> France	135,0	-140,0	140,0		140,0	82,96	140,0	82,96

Men M3 -110kg

Pl.	Lifter / BY / BW / Lot	Nation	1	2	3	4R	Total	GB+F/MCr	Prognose	
1.	STUCHKOV Evgeny / 1961 / 109,5 / 72	<input type="checkbox"/> Russia	180,0	-190,0	-190,0		180,0	101,38	180,0	101,38

Men M3 -125kg

Pl.	Lifter / BY / BW / Lot	Nation	1	2	3	4R	Total	GB+F/MCr	Prognose	
1.	NIKOLAEV Michail / 1961 / 122,7 / 124	<input type="checkbox"/> Russia	200,0	210,0	215,0		215,0	117,84	215,0	117,84
2.	KRZONKALLA Michel / 1963 / 124,7 / 52	<input type="checkbox"/> France	170,0	180,0	-187,5		180,0	98,24	180,0	98,24
3.	CHERNYSHENKO Vasily / 1963 / 122,6 / 166	<input type="checkbox"/> Russia	157,5	167,5	172,5		172,5	94,56	172,5	94,56

Men M3 -140kg

Pl.	Lifter / BY / BW / Lot	Nation	1	2	3	4R	Total	GB+F/MCr	Prognose	
1.	KOZLOV Viktor / 1963 / 125,3 / 107	<input type="checkbox"/> Russia	200,0	210,0	215,0		215,0	117,21	215,0	117,21

Men M3 +140kg

Pl.	Lifter / BY / BW / Lot	Nation	1	2	3	4R	Total	GB+F/MCr	Prognose	
1.	KOVALEVSKII Aleksandr / 1963 / 140,8 / 58	<input type="checkbox"/> Russia	200,0	210,0	-220,0		210,0	111,40	210,0	111,40

Men M4 -75kg

Pl.	Lifter / BY / BW / Lot	Nation	1	2	3	4R	Total	GB+F/MCr	Prognose	
1.	GABRHEL Josef / 1955 / 73,2 / 145	<input type="checkbox"/> Slovakia	95,0	100,0	105,0		105,0	73,62	105,0	73,62

Men M4 -82.5kg

Pl.	Lifter / BY / BW / Lot	Nation	1	2	3	4R	Total	GB+F/MCr	Prognose	
1.	NIEMANN Hartmut / 1953 / 79,8 / 31	<input type="checkbox"/> Germany	135,0	145,0	-152,5		145,0	95,55	145,0	95,55
2.	WAGNER Thomas / 1956 / 80,7 / 141	<input type="checkbox"/> Germany	107,5	112,5	-115,0		112,5	73,58	112,5	73,58

Men M4 -90kg

Pl.	Lifter / BY / BW / Lot	Nation	1	2	3	4R	Total	GB+F/MCr	Prognose	
1.	SCHOŘ Karel / 1955 / 85,5 / 130	<input type="checkbox"/> Czech Republic	135,0	142,5	-147,5		142,5	89,82	142,5	89,82
2.	BASOV Evgeny / 1955 / 88,7 / 156	<input type="checkbox"/> Russia	135,0	-145,0	-150,0		135,0	83,27	135,0	83,27
3.	VEZMAR Milan / 1956 / 88,2 / 153	<input type="checkbox"/> Serbia	115,0	125,0	#		125,0	77,36	125,0	77,36

Men M4 -100kg

Pl.	Lifter / BY / BW / Lot	Nation	1	2	3	4R	Total	GB+F/MCr	Prognose	
1.	PONOMAREV Vitaliy / 1957 / 99,2 / 186	<input type="checkbox"/> Russia	200,0	207,5 ^{WR}	212,5 ^{WR}	-215,0	212,5 ^{WR}	123,95	212,5 ^{WR}	123,95
2.	MCINTYRE Bruce / 1957 / 97,6 / 44	<input type="checkbox"/> Canada	-177,5	177,5	-180,0		177,5	104,27	177,5	104,27

Men M4 -110kg

Pl.	Lifter / BY / BW / Lot	Nation	1	2	3	4R	Total	GB+F/MCr	Prognose	
1.	SMOLINSKI Joe / 1955 / 108,5 / 80	<input type="checkbox"/> United States	175,0	185,0	-192,5		185,0	104,47	185,0	104,47
2.	AKENTYEV Valeriy / 1958 / 104,9 / 23	<input type="checkbox"/> Russia	155,0	-162,5	165,0		165,0	94,19	165,0	94,19
3.	MORAIS Joaquim / 1958 / 108,0 / 170	<input type="checkbox"/> Portugal	155,0	162,5	-167,5		162,5	91,89	162,5	91,89
4.	DZIMAS Juraj / 1955 / 105,2 / 8	<input type="checkbox"/> Slovakia	147,5	-152,5	-155,0		147,5	84,12	147,5	84,12

Men M4 -140kg

Pl.	Lifter / BY / BW / Lot	Nation	1	2	3	4R	Total	GB+F/MCr	Prognose	
1.	PÉTER Jozef / 1950 / 130,9 / 165	<input type="checkbox"/> Slovakia	175,0	-180,0	180,0		180,0	97,10	180,0	97,10

Men M5 -67.5kg

Pl.	Lifter / BY / BW / Lot	Nation	1	2	3	4R	Total	GB+F/MCr	Prognose	
1.	LAISIN Boris / 1950 / 66,5 / 188	<input type="checkbox"/> Estonia	100,0	-105,0	-105,0		100,0	75,81	100,0	75,81
2.	SVIDERSKIY Vladimir / 1951 / 65,3 / 4	<input type="checkbox"/> Russia	85,0	-90,0	90,0		90,0	69,31	90,0	69,31

Men M5 -75kg

Pl.	Lifter / BY / BW / Lot	Nation	1	2	3	4R	Total	GB+F/MCr	Prognose	
1.	TARTARE Joël / 1951 / 72,9 / 94	<input type="checkbox"/> France	95,0	-101,0	-101,0		95,0	66,82	95,0 ^{WR}	66,82

Men M5 -82.5kg

Pl.	Lifter / BY / BW / Lot	Nation	1	2	3	4R	Total	GB+F/MCr	Prognose	
1.	FARIA Rui / 1951 / 80,8 / 195	<input type="checkbox"/> Portugal	95,0	-105,0	105,0		105,0	68,61	105,0	68,61

Men M5 -90kg

Pl.	Lifter / BY / BW / Lot	Nation	1	2	3	4R	Total	GB+F/MCr	Prognose	
1.	LEGAJEVS Valerijs / 1949 / 89,4 / 182	<input type="checkbox"/> Latvia	135,0	140,0	-145,0		140,0	85,98	140,0	85,98

Men M5 -100kg

Pl.	Lifter / BY / BW / Lot	Nation	1	2	3	4R	Total	GB+F/MCr	Prognose	
1.	SCHOULA Kurt / 1952 / 97,8 / 84	<input type="checkbox"/> Germany	155,0	160,0	165,0		165,0	96,85	165,0	96,85
2.	GAVRILOV Milivoj / 1953 / 97,7 / 98	<input type="checkbox"/> Serbia	120,0	127,5	#		127,5	74,86	127,5	74,86

Men M5 -110kg

Pl.	Lifter / BY / BW / Lot	Nation	1	2	3	4R	Total	GB+F/MCr	Prognose	
1.	HAKL Josef / 1950 / 108,3 / 187	<input type="checkbox"/> Czech Republic	-150,0	150,0	-165,0		150,0	84,75	150,0	84,75
2.	PAPÍRNÍK Václav / 1949 / 104,2 / 193	<input type="checkbox"/> Czech Republic	110,0	-120,0	120,0		120,0	68,66	120,0	68,66
3.	DOKTOROVICH Boris / 1950 / 103,7 / 92	<input type="checkbox"/> Israel	100,0	110,0	-112,5		110,0	63,05	110,0	63,05

Men M5 -125kg

Pl.	Lifter / BY / BW / Lot	Nation	1	2	3	4R	Total	GB+F/MCr	Prognose	
1.	EGOZARYAN Grachik / 1952 / 116,2 / 190	<input type="checkbox"/> Russia	180,0	190,0	-202,5		190,0	105,43	190,0	105,43

Men M6 -75kg

Pl.	Lifter / BY / BW / Lot	Nation	1	2	3	4R	Total	GB+F/MCr	Prognose	
1.	VIGH Andreas / 1944 / 71,4 / 38	<input type="checkbox"/> Switzerland	85,0	95,0	-100,0		95,0	67,91	95,0	67,91

Men M6 -82.5kg

Pl.	Lifter / BY / BW / Lot	Nation	1	2	3	4R	Total	GB+F/MCr	Prognose	
1.	TSEVEENDORJ Maamchuluun / 1946 / 81,6 / 121	<input type="checkbox"/> Mongolia	115,0	120,0	125,0		125,0	81,16	125,0	81,16
2.	LAMBERT Francois Victor / 1946 / 78,8 / 66	<input type="checkbox"/> Switzerland	95,0	100,0	-102,5		100,0	66,46	100,0	66,46

Men M6 -90kg

Pl.	Lifter / BY / BW / Lot	Nation	1	2	3	4R	Total	GB+F/MCr	Prognose	
1.	PETROVS Valerijs / 1946 / 88,3 / 9	<input type="checkbox"/> Latvia	125,0	130,0	-135,0		130,0	80,40	130,0	80,40

Men M6 -100kg

Pl.	Lifter / BY / BW / Lot	Nation	1	2	3	4R	Total	GB+F/MCr	Prognose	
1.	ESSER František / 1946 / 91,3 / 18	<input type="checkbox"/> Czech Republic	110,0	120,0	-130,0		120,0	72,85	120,0	72,85

Men M7 -60kg

Pl.	Lifter / BY / BW / Lot	Nation	1	2	3	4R	Total	GB+F/MCr	Prognose	
1.	CAMICAS Jean-Claude / 1943 / 58,4 / 154	<input type="checkbox"/> France	-80,0	80,0	82,5		82,5	70,56	82,5	70,56

Men M7 -75kg

Pl.	Lifter / BY / BW / Lot	Nation	1	2	3	4R	Total	GB+F/MCr	Prognose	
1.	VYBOROV Evgeny / 1939 / 69,9 / 35	<input type="checkbox"/> Russia	80,0	90,0	-95,0		90,0	65,44	90,0	65,44
2.	TSEGMEJ Bayamba / 1940 / 75,0 / 157	<input type="checkbox"/> Mongolia	-82,5	82,5	-92,5		82,5	56,81	82,5	56,81

Men M7 -82.5kg

Pl.	Lifter / BY / BW / Lot	Nation	1	2	3	4R	Total	GB+F/MCr	Prognose	
1.	KOLLÁR Ladislav / 1943 / 79,4 / 162	<input type="checkbox"/> Slovakia	120,0 ^{WR}	127,5 ^{WR}	-130,0		127,5 ^{WR}	84,30	127,5 ^{WR}	84,30
2.	HERRMANN Peter / 1942 / 81,1 / 116	<input type="checkbox"/> Switzerland	105,0	110,0	-115,0		110,0	71,70	110,0	71,70
3.	TKACHUK Aleksandr / 1940 / 79,8 / 163	<input type="checkbox"/> Russia	-100,0	-100,0	100,0		100,0	65,90	100,0	65,90

Men M7 -100kg

Pl.	Lifter / BY / BW / Lot	Nation	1	2	3	4R	Total	GB+F/MCr	Prognose	
1.	ŠTORA Květoslav / 1940 / 91,2 / 174	<input type="checkbox"/> Czech Republic	95,0	-100,0	#		95,0	57,71	95,0	57,71

Men M7 -125kg

Pl.	Lifter / BY / BW / Lot	Nation	1	2	3	4R	Total	GB+F/MCr	Prognose	
1.	DMITRIEV Evgeniy / 1940 / 122,3 / 176	<input type="checkbox"/> Russia	120,0	130,0	#		130,0	71,31	130,0	71,31

Men M8 -67.5kg

Pl.	Lifter / BY / BW / Lot	Nation	1	2	3	4R	Total	GB+F/MCr	Prognose	
1.	PLAGOV Iosif / 1935 / 64,3 / 91	<input type="checkbox"/> United States	85,0	-90,0	-90,0		85,0	66,37	85,0	66,37

Men M8 -75kg

Pl.	Lifter / BY / BW / Lot	Nation	1	2	3	4R	Total	GB+F/MCr	Prognose	
1.	RUBIN Grigori / 1936 / 73,7 / 128	<input type="checkbox"/> Israel	90,0	95,0	-97,5		95,0	66,27	95,0	66,27

Men M8 -82.5kg

Pl.	Lifter / BY / BW / Lot	Nation	1	2	3	4R	Total	GB+F/MCr	Prognose	
1.	MEYERHOFER Gerd / 1938 / 77,7 / 49	<input type="checkbox"/> Germany	60,0	65,0	-67,5		65,0	43,63	65,0	43,63

Men M9 -82.5kg


























Pl.	Lifter / BY / BW / Lot	Nation	1	2	3	4R	Total	GB+F/MCr	Prognose	
1.	RADELAT Paul / 1933 / 78,5 / 82	<input type="checkbox"/> United States	-72,5	78,5 ^{WR}	-86,0		78,5 ^{WR}	52,31	78,5 ^{WR}	52,31

Achieved records and record attempts

SCHOPF Dora / 1974, World record 75,0kg in benchpress (2. attempt) in category Ženy Submasters -52kg, Good lift
 SCHOPF Dora / 1974, World record 77,5kg in benchpress (3. attempt) in category Ženy Submasters -52kg, Good lift
 MANSIKKAVIITA Merja / 1962, World record 93,5kg in benchpress (3. attempt) in category Women M3 -60kg, Good lift
 SCHOPF Dora / 1974, World record 80,0kg in benchpress (4. attempt) in category Ženy Submasters -52kg, No lift
 MANSIKKAVIITA Merja / 1962, World record 94,5kg in benchpress (4. attempt) in category Women M3 -60kg, Good lift
 EULENSTEIN Ursula / 1949, World record 67,5kg in benchpress (1. attempt) in category Women M5 -75kg, Good lift
 ÓVÁRI Marianna / 1973, World record 115,0kg in benchpress (1. attempt) in category Women M1 -82,5kg, Good lift
 EULENSTEIN Ursula / 1949, World record 70,0kg in benchpress (2. attempt) in category Women M5 -75kg, Good lift
 ZANKL Lolita / 1959, World record 102,5kg in benchpress (2. attempt) in category Women M3 -67,5kg, Good lift
 ÓVÁRI Marianna / 1973, World record 122,5kg in benchpress (2. attempt) in category Women M1 -82,5kg, No lift
 EULENSTEIN Ursula / 1949, World record 72,5kg in benchpress (3. attempt) in category Women M5 -75kg, Good lift
 MCCLOSKEY Anna / 1993, World record 92,5kg in benchpress (3. attempt) in category Juniors -90kg, No lift
 ZANKL Lolita / 1959, World record 105,0kg in benchpress (3. attempt) in category Women M3 -67,5kg, Good lift
 RESKE Kristy / 1977, World record 141,0kg in benchpress (3. attempt) in category Women +90kg, Good lift
 ANNA Turaeva / 1978, World record 142,0kg in benchpress (4. attempt) in category Women -82,5kg, Good lift
 RESKE Kristy / 1977, World record 142,0kg in benchpress (4. attempt) in category Women +90kg, Good lift
 HERÁK Marek / 1995, World record 105,0kg in benchpress (2. attempt) in category Teens T2 -56kg, Good lift
 KOVÁČ Gabriel / 1995, World record 175,0kg in benchpress (2. attempt) in category Teens T3 -82,5kg, Good lift
 HERÁK Marek / 1995, World record 107,5kg in benchpress (3. attempt) in category Teens T2 -56kg, Good lift
 CARREIRA Rui / 1994, World record 177,5kg in benchpress (3. attempt) in category Teens T3 -82,5kg, No lift
 KOVÁČ Gabriel / 1995, World record 180,0kg in benchpress (3. attempt) in category Teens T3 -82,5kg, Good lift
 KOVÁČ Gabriel / 1995, World record 185,0kg in benchpress (4. attempt) in category Teens T3 -82,5kg, No lift
 SWANSON Dominic / 1998, World record 120,0kg in benchpress (2. attempt) in category Teens T1 -100kg, Good lift
 SWANSON Dominic / 1998, World record 125,0kg in benchpress (3. attempt) in category Teens T1 -100kg, Good lift
 SWANSON Dominic / 1998, World record 127,5kg in benchpress (4. attempt) in category Teens T1 -100kg, No lift
 KINDZULIS Reinis / 1992, World record 234,5kg in benchpress (2. attempt) in category Juniors -110kg, Good lift
 KAISER Krisztián / 1977, World record 125,0kg in benchpress (1. attempt) in category Muži Submasters -67,5kg, Good lift
 KAISER Krisztián / 1977, World record 135,0kg in benchpress (2. attempt) in category Muži Submasters -67,5kg, No lift
 TUNKEL Nándor / 1988, World record 138,5kg in benchpress (2. attempt) in category Men -52kg, Good lift
 KIM Andrey / 1986, World record 142,5kg in benchpress (2. attempt) in category Men -60kg, No lift
 KAISER Krisztián / 1977, World record 135,0kg in benchpress (3. attempt) in category Muži Submasters -67,5kg, No lift
 TUNKEL Nándor / 1988, World record 140,0kg in benchpress (3. attempt) in category Men -52kg, Good lift
 KIM Andrey / 1986, World record 142,5kg in benchpress (3. attempt) in category Men -60kg, No lift
 RABINOVICH Alexandr / 1967, World record 155,0kg in benchpress (1. attempt) in category Men M2 -75kg, Good lift
 TARTARE Joël / 1951, World record 101,0kg in benchpress (2. attempt) in category Men M5 -75kg, No lift
 HERZOG Philippe / 1961, World record 150,0kg in benchpress (2. attempt) in category Men M3 -67,5kg, Good lift

RABINOVICH Alexandr / 1967, World record 162,5kg in benchpress (2. attempt) in category Men M2 -75kg, Good lift
TARTARE Joël / 1951, World record 101,0kg in benchpress (3. attempt) in category Men M5 -75kg, No lift
HERZOG Philippe / 1961, World record 155,0kg in benchpress (3. attempt) in category Men M3 -67,5kg, Good lift
RABINOVICH Alexandr / 1967, World record 170,0kg in benchpress (3. attempt) in category Men M2 -75kg, No lift
KOSHKIN Sergey / 1971, World record 218,5kg in benchpress (1. attempt) in category Men M1 -82,5kg, Good lift
KOSHKIN Sergey / 1971, World record 222,5kg in benchpress (2. attempt) in category Men M1 -82,5kg, Good lift
KRAUSE Michael / 1968, World record 193,5kg in benchpress (3. attempt) in category Men M2 -82,5kg, No lift
KOSHKIN Sergey / 1971, World record 227,5kg in benchpress (3. attempt) in category Men M1 -82,5kg, No lift
RADELAT Paul / 1933, World record 72,5kg in benchpress (1. attempt) in category Men M9 -82,5kg, No lift
KOLLÁR Ladislav / 1943, World record 120,0kg in benchpress (1. attempt) in category Men M7 -82,5kg, Good lift
RADELAT Paul / 1933, World record 78,5kg in benchpress (2. attempt) in category Men M9 -82,5kg, Good lift
KOLLÁR Ladislav / 1943, World record 127,5kg in benchpress (2. attempt) in category Men M7 -82,5kg, Good lift
RADELAT Paul / 1933, World record 86,0kg in benchpress (3. attempt) in category Men M9 -82,5kg, No lift
KOLLÁR Ladislav / 1943, World record 130,0kg in benchpress (3. attempt) in category Men M7 -82,5kg, No lift
PETROV Alexander / 1960, World record 205,0kg in benchpress (3. attempt) in category Men M3 -90kg, Good lift
PINHEIRO Florindo / 1973, World record 253,0kg in benchpress (3. attempt) in category Muži Submasters -100kg, No lift
SERGEEV Igor / 1966, World record 233,0kg in benchpress (4. attempt) in category Muži Submasters -100kg, No lift
BAZYLEVYCH Oleg / 1982, World record 256,0kg in benchpress (4. attempt) in category Men -100kg, No lift
PONOMAREV Vitaliy / 1957, World record 207,5kg in benchpress (2. attempt) in category Men M4 -100kg, Good lift
PONOMAREV Vitaliy / 1957, World record 212,5kg in benchpress (3. attempt) in category Men M4 -100kg, Good lift
PONOMAREV Vitaliy / 1957, World record 215,0kg in benchpress (4. attempt) in category Men M4 -100kg, No lift
MAJURI Timo Juhani / 1967, World record 231,0kg in benchpress (4. attempt) in category Men M2 -125kg, Good lift
MÉSZÁROS László / 1968, World record 303,0kg in benchpress (3. attempt) in category Men -140kg, Good lift
NAUMOVA Mariana / 1999, World record 100,0kg in benchpress (1. attempt) in category Teens T1 -75kg, Good lift
NAUMOVA Mariana / 1999, World record 110,0kg in benchpress (2. attempt) in category Teens T1 -75kg, Good lift

Nations points (by places points)

Pl.	Nation	Total	GB	Points
1.	 Russia	1 345,0	791,46	18 [3, 3, 3, 3, 3, 3]
2.	 Hungary	1 038,0	763,08	18 [3, 3, 3, 3, 3, 3]
3.	 Slovakia	1 047,5	650,09	18 [3, 3, 3, 3, 3, 3]
4.	 Germany	927,5	604,66	18 [3, 3, 3, 3, 3, 3]
5.	 Ukraine	922,5	570,86	18 [3, 3, 3, 3, 3, 3]
6.	 United States	706,0	468,80	18 [3, 3, 3, 3, 3, 3]
7.	 Latvia	1 114,5	656,81	17 [3, 3, 3, 3, 3, 2]
8.	 Switzerland	720,0	533,05	17 [3, 3, 3, 3, 3, 2]
9.	 Czech Republic	882,5	511,08	17 [3, 3, 3, 3, 3, 2]
10.	 France	782,5	504,17	16 [3, 3, 3, 3, 2, 2]
11.	 Kazakhstan	905,0	621,13	14 [3, 3, 3, 2, 2, 1]
12.	 Israel	670,0	497,12	14 [3, 3, 3, 3, 1, 1]
13.	 Portugal	975,0	609,90	11 [3, 2, 2, 2, 1, 1]
14.	 Finland	837,0	601,57	11 [3, 3, 2, 1, 1, 1]
15.	 Mongolia	702,5	495,84	11 [3, 3, 2, 2, 1]
16.	 Estonia	500,0	295,19	7 [3, 2, 2]
17.	 Canada	430,0	275,18	7 [3, 2, 2]
18.	 Poland	910,0	525,57	6 [3, 3]
19.	 Serbia	790,0	471,44	5 [2, 2, 1]
20.	 Azerbaijan	717,5	466,64	5 [3, 2]
21.	 United Kingdom	237,5	179,41	3 [3]
22.	 Czech republic	315,0	188,70	2 [2]
23.	 Austria	282,5	182,19	2 [2]
24.	 Sweden	240,0	124,85	1 [1]
25.	 Nederland	335,0	204,65	-